

Customer Name

Customer Address

Store

Team Member Name

Customer Phone

Order Number

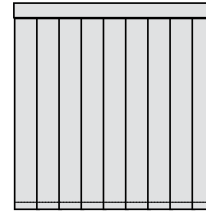
VERTICAL BLINDS

	BLIND 1	BLIND 2	BLIND 3	BLIND 4
LOCATION				
WIDTH <small>FOR INSIDE MOUNT, USE TOP & BOTTOM</small>	T: mm	T: mm	T: mm	T: mm
	B: mm	B: mm	B: mm	B: mm
DROP	mm	mm	mm	mm
CONTROL SIDE	<input type="checkbox"/> Left <input type="checkbox"/> Right	<input type="checkbox"/> Left <input type="checkbox"/> Right	<input type="checkbox"/> Left <input type="checkbox"/> Right	<input type="checkbox"/> Left <input type="checkbox"/> Right
BLIND OPENING	<input type="checkbox"/> Left to Right (right stack) <input type="checkbox"/> Centre Opening <input type="checkbox"/> Right to Left (left stack)	<input type="checkbox"/> Left to Right (right stack) <input type="checkbox"/> Centre Opening <input type="checkbox"/> Right to Left (left stack)	<input type="checkbox"/> Left to Right (right stack) <input type="checkbox"/> Centre Opening <input type="checkbox"/> Right to Left (left stack)	<input type="checkbox"/> Left to Right (right stack) <input type="checkbox"/> Centre Opening <input type="checkbox"/> Right to Left (left stack)
BLADE SIZE	<input type="checkbox"/> 89mm <input type="checkbox"/> 100mm <input type="checkbox"/> 127mm	<input type="checkbox"/> 89mm <input type="checkbox"/> 100mm <input type="checkbox"/> 127mm	<input type="checkbox"/> 89mm <input type="checkbox"/> 100mm <input type="checkbox"/> 127mm	<input type="checkbox"/> 89mm <input type="checkbox"/> 100mm <input type="checkbox"/> 127mm
BOTTOM CHAIN	<input type="checkbox"/> Yes <input type="checkbox"/> No	<input type="checkbox"/> Yes <input type="checkbox"/> No	<input type="checkbox"/> Yes <input type="checkbox"/> No	<input type="checkbox"/> Yes <input type="checkbox"/> No
SEWN IN WEIGHTS	<input type="checkbox"/> Yes <input type="checkbox"/> No	<input type="checkbox"/> Yes <input type="checkbox"/> No	<input type="checkbox"/> Yes <input type="checkbox"/> No	<input type="checkbox"/> Yes <input type="checkbox"/> No
TRACK COLOUR	<input type="checkbox"/> Anodised <input type="checkbox"/> Black <input type="checkbox"/> Primrose <input type="checkbox"/> Stony Beige <input type="checkbox"/> White <input type="checkbox"/> White Birch	<input type="checkbox"/> Anodised <input type="checkbox"/> Black <input type="checkbox"/> Primrose <input type="checkbox"/> Stony Beige <input type="checkbox"/> White <input type="checkbox"/> White Birch	<input type="checkbox"/> Anodised <input type="checkbox"/> Black <input type="checkbox"/> Primrose <input type="checkbox"/> Stony Beige <input type="checkbox"/> White <input type="checkbox"/> White Birch	<input type="checkbox"/> Anodised <input type="checkbox"/> Black <input type="checkbox"/> Primrose <input type="checkbox"/> Stony Beige <input type="checkbox"/> White <input type="checkbox"/> White Birch
MOUNT	<input type="checkbox"/> Inside (Recess) <input type="checkbox"/> Outside (Face)	<input type="checkbox"/> Inside (Recess) <input type="checkbox"/> Outside (Face)	<input type="checkbox"/> Inside (Recess) <input type="checkbox"/> Outside (Face)	<input type="checkbox"/> Inside (Recess) <input type="checkbox"/> Outside (Face)
FABRIC SELECTION <small>SELECT FROM OUR SAMPLES IN STORE Fabric availability will vary between blade sizes</small>	<input type="checkbox"/> Yes <input type="checkbox"/> No	<input type="checkbox"/> Yes <input type="checkbox"/> No	<input type="checkbox"/> Yes <input type="checkbox"/> No	<input type="checkbox"/> Yes <input type="checkbox"/> No
OPERATION	<input type="checkbox"/> Cord <input type="checkbox"/> Wand	<input type="checkbox"/> Cord <input type="checkbox"/> Wand	<input type="checkbox"/> Cord <input type="checkbox"/> Wand	<input type="checkbox"/> Cord <input type="checkbox"/> Wand

ORDER FORM - VERTICAL BLINDS

Vertical blinds offer clean, sophisticated linear styling to your windows. They are an excellent choice if you have glass sliding doors or large windows.

Their simple controls allow you to decide on the amount of light you let into your home, and they are ideal for privacy too. Vertical blinds also provide effective insulation against heat and cold.



Vertical blinds are available in widths from 300mm to 6000mm, and drops from 200mm to 4000mm

MEASUREMENT TIPS

- Decide if the blind is more suited to being installed **INSIDE** or **OUTSIDE** of the architrave
- Fill in measurements in millimetres
- The most important measurement is the top of the window as this is the widest part of the blind and where it is installed
- Use a metal tape measure
- Do not make any allowances for the blind; just measure the inside or outside of the architraves

Spotlight
PH 1300 305 405

HOW TO MEASURE

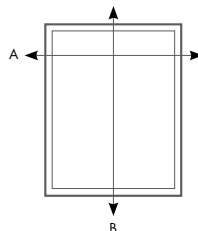
We've made it easy to customise your Spotlight blinds for any window in your house. We recommend using a steel tape for the most accurate measurement (cloth tape should not be used).

STANDARD MOUNTS

OUTSIDE MOUNTING

For width 'A', measure from one edge of the architrave to the other

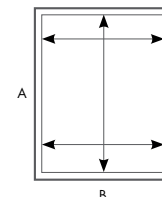
For height 'B', measure from one edge of the architrave to the other.



INSIDE MOUNTING

For width 'A', measure inside the window frame from one edge to the other in 2 places.

For height 'B', measure inside the window frame from one edge to the other in the centre.



Note: A gap between fabric & frame will be present to allow for fittings & smooth operation